



Social and Emotional Development


Way Down South PreK-2nd Grade

Tanille Yow Ulm, MS in Educational Administration


Follow this and additional works at www.heyteacherteacher.org
Part of the **Open Educational Resources** program

*This Lesson Plan is brought to you for free and open access by **Hey Teacher Teacher** and it's ongoing partnerships with fellow educators, creatives and generous support from ongoing grant programs.*

Baby's Brilliant is a proud partner and content provider with **Hey Teacher Teacher**.
Download the free app at www.babysbrilliant.com.



From the Desk of Miss. Tanielle *Way Down South*




Materials: book Way Down South, large and small flannel board animals, category word cards, rhyme cards, 2 sorting hoops, flannelboard

Preparation: Gather all materials; read book.

Objectives: The children will be able to:

1. sort the animals by size (large/small).
2. make up new verses using a variety of large and small animals.

Lead in/Motivation: Hold up the flannel pieces of the elephant and the grasshopper. Raise your hand and tell me how it would feel if an elephant stepped on your toe. Why? How would it feel if a grasshopper stepped on your toe? Why? Hold the two animals up again and emphasize large and small. Today's story has some large and small animals in it.



Presentation:

1. Read the book, while putting up the appropriate pairs of animals on the flannelboard. (The small animal velcros onto the toe of the larger animal.) Pause and let the children repeat the **“pick on somebody your own size”** phrase while shaking their finger at the small animal.
2. Ask the children what was silly about all the animals who were crying. Remove the animals.
3. Pass out the other animals and help the children make up new verses. (Each child will have either a large or small animal. Pass out equal numbers of each if possible.) Choose a child with a large animal to come up and put it on the flannel board. Ask him/her what animal it is. Then have him/her choose a child with a small animal to come put it on the large animal’s toe. (You may need to help him/her attach it to the velcro.) Ask what animal it is.
4. Repeat the rhyme having all children repeat the phrase **“pick on somebody your own size”** while shaking their finger at the small animal.

Way Down South

Way down south where the bananas grow
A _____ stepped on an _____’s toe.
The _____ said with tears in his eyes
“Pick on somebody your own size.”

Wrap up: Put the 2 sorting hoops on the rug. Size is one way to sort animals. Put a large and a small animal from the story in a hoop along with the appropriate word card. (You may have to overlap some of the large animals in the hoop.) Pass out the animals again. Call on two children at a time to put their animal in the large or small animal hoop. Keep the activity flowing to not lose interest.

Transition: If you put a _____ (insert large or small) in the hoop, you go to free play or wash your hands for snack.

Extension: At free play set out a box of items (large and small of the same item) for the children to sort. (Gather items from room - blocks, dolls, cars, etc.)

